

4e

CORNERSTONES *of Cost Management*



HANSEN ♦ MOWEN

Cornerstones

Cornerstones for Chapter 2

- 2.1 The HOW and WHY of Calculating Prime Cost, Conversion Cost, Variable Product Cost, and Total Product Cost, page 41
- 2.2 The HOW and WHY of Preparing the Statement of Cost of Goods Manufactured, page 44
- 2.3 The HOW and WHY of Preparing the Statement of Cost of Goods Sold, page 45
- 2.4 The HOW and WHY of Preparing the Income Statement for a Manufacturing Firm, page 46

Cornerstones for Chapter 3

- 3.1 The HOW and WHY of Forming an Equation to Describe Mixed Cost, page 82
- 3.2 The HOW and WHY of Calculating Activity Availability, Capacity Used, and Unused Capacity, page 88
- 3.3 The HOW and WHY of Using Account Analysis to Determine Fixed and Variable Costs, page 90
- 3.4 The HOW and WHY of Using the High-Low Method to Determine Fixed Cost and Variable Rate, page 93
- 3.5 The HOW and WHY of Using the Regression Results for Fixed Cost and Variable Rate to Construct and Use a Cost Formula, page 102
- 3.6 The HOW and WHY of Constructing a Cost Equation Using the Results from Multiple Regression, page 108
- 3.7 The HOW and WHY of Calculating the Cumulative Average-Time Learning Curve, page 110

Cornerstones for Chapter 4

- 4.1 The HOW and WHY of Applied Overhead and Unit Overhead Cost: Plantwide Rates, page 144
- 4.2 The HOW and WHY of Overhead Variances and Their Disposal, page 147
- 4.3 The HOW and WHY of Departmental Overhead Rates, page 148
- 4.4 The HOW and WHY of Consumption Ratios, page 153
- 4.5 The HOW and WHY of Activity-Based Costing, page 155
- 4.6 The HOW and WHY of Assigning Resource Costs to Activities, page 163
- 4.7 The HOW and WHY of TDABC, page 168
- 4.8 The HOW and WHY of DBC, page 171
- 4.9 The HOW and WHY of Approximately Relevant ABC Systems, page 175
- 4.10 The HOW and WHY of Equally Accurate Reduced ABC Systems, page 177

Cornerstones for Chapter 5

- 5.1 The HOW and WHY of Setting Up a Simplified Job-Order Cost Sheet, page 226
- 5.2 The HOW and WHY of Using a Job-Order Cost Sheet to Determine the Balances of Work in Process, Finished Goods, and Cost of Goods Sold, page 233
- 5.3 The HOW and WHY of Using Activity-Based Costing in Job-Order Costing, page 237
- 5.4 The HOW and WHY of Accounting for Normal and Abnormal Spoilage in a Job-Order Environment, page 239

Cornerstones for Chapter 6

- 6.1 The HOW and WHY of Cost Flows: Process Costing, page 265
- 6.2 The HOW and WHY of Process Costing: Services with No WIP Inventories, page 268
- 6.3 The HOW and WHY of Physical Flow Analysis and Equivalent Units: EWIP Only, page 271
- 6.4 The HOW and WHY of Unit Cost, Inventory Valuation, and Cost Reconciliation: EWIP Only, page 272
- 6.5 The HOW and WHY of a Production Report, page 274
- 6.6 The HOW and WHY of Equivalent Units and Unit Costs with Nonuniform Inputs, page 275
- 6.7 The HOW and WHY of Physical Flow Analysis and Equivalent Units: FIFO Method, page 278
- 6.8 The HOW and WHY of Unit Cost and Cost Assignment: FIFO, page 280
- 6.9 The HOW and WHY of Physical Flow Analysis and Equivalent Units: Weighted Average Method, page 283
- 6.10 The HOW and WHY of Unit Cost and Cost Assignment: Weighted Average Method, page 285

Cornerstones for Chapter 7

- 7.1 The HOW and WHY of Calculating and Using a Single Charging Rate, page 326
- 7.2 The HOW and WHY of Calculating and Using Multiple Charging Rates, page 329
- 7.3 The HOW and WHY of Allocating Support Department Costs to Producing Departments Using the Direct Method, page 336
- 7.4 The HOW and WHY of Allocating Support Department Costs to Producing Departments Using the Sequential (Step) Method, page 339
- 7.5 The HOW and WHY of Allocating Support Department Costs to Producing Departments Using the Reciprocal Method, page 341
- 7.6 The HOW and WHY of Using Allocated Support Department Costs to Calculate Departmental Overhead Rates, page 344
- 7.7 The HOW and WHY of Using the Physical Units Method to Allocate Joint Product Costs, page 349
- 7.8 The HOW and WHY of Using the Weighted Average Method to Allocate Joint Product Costs, page 351
- 7.9 The HOW and WHY of Using the Sales-Value-at-Split-Off Method to Allocate Joint Product Costs, page 353
- 7.10 The HOW and WHY of Using the Net Realizable Value Method to Allocate Joint Product Costs, page 355
- 7.11 The HOW and WHY of Using the Constant Gross Margin Percentage Method to Allocate Joint Product Costs, page 356

Cornerstones for Chapter 8

- 8.1 The HOW and WHY of Constructing a Sales Budget, page 390
- 8.2 The HOW and WHY of Constructing a Production Budget, page 391
- 8.3 The HOW and WHY of Constructing a Direct Materials Purchases Budget, page 393
- 8.4 The HOW and WHY of Constructing a Direct Labor Budget, page 395
- 8.5 The HOW and WHY of Constructing an Overhead Budget, page 396

- 8.6 The HOW and WHY of Preparing the Ending Finished Goods Inventory Budget, page 397
- 8.7 The HOW and WHY of Preparing the Cost of Goods Sold Budget, page 398
- 8.8 The HOW and WHY of Constructing a Marketing Expense Budget, page 399
- 8.9 The HOW and WHY of Constructing an Administrative Expense Budget, page 401
- 8.10 The HOW and WHY of Constructing a Budgeted Income Statement, page 402
- 8.11 The HOW and WHY of Constructing a Cash Receipts Budget with an Accounts Receivable Aging Schedule, page 405
- 8.12 The HOW and WHY of Constructing a Cash Budget, page 407
- 8.13 The HOW and WHY of Constructing a Flexible Budget for Varying Levels of Activity, page 414
- 8.14 The HOW and WHY of Constructing a Flexible Budget for the Actual Level of Activity, page 416

Cornerstones for Chapter 9

- 9.1 The HOW and WHY of Computing Standard Quantities Allowed (SQ and SH), page 458
- 9.2 The HOW and WHY of Computing the Direct Materials Price Variance (MPV) and Direct Materials Usage Variance (MUV), page 460
- 9.3 The HOW and WHY of Computing the Direct Labor Rate Variance (LRV) and Direct Labor Efficiency Variance (LEV), page 465
- 9.4 The HOW and WHY of Using Control Limits to Determine When to Investigate a Variance, page 468
- 9.5 The HOW and WHY of Closing the Balances in the Variance Accounts at the End of the Year, page 471
- 9.6 The HOW and WHY of Calculating the Total Variable Overhead Variance, page 473
- 9.7 The HOW and WHY of Computing the Variable Overhead Spending Variance and the Variable Overhead Efficiency Variance, page 475
- 9.8 The HOW and WHY of Computing the Fixed Overhead Spending Variance and the Fixed Overhead Volume Variance, page 480
- 9.9 The HOW and WHY of Computing the Mix Variance, page 486
- 9.10 The HOW and WHY of Computing the Yield Variance, page 487

Cornerstones for Chapter 10

- 10.1 The HOW and WHY of Calculating Average Operating Assets, Margin, Turnover, and Return on Investment (ROI), page 521
- 10.2 The HOW and WHY of Calculating Residual Income, page 526
- 10.3 The HOW and WHY of Calculating the Weighted Average Cost of Capital and EVA, page 530
- 10.4 The HOW and WHY of Calculating Market-Based and Negotiated Transfer Prices, page 545
- 10.5 The HOW and WHY of Calculating Cost-Based Transfer Prices, page 547
- 10.6 The HOW and WHY of Using the Comparable Uncontrolled Price Method and the Resale Price Method in Calculating Transfer Prices, page 550

Cornerstones for Chapter 11

- 11.1 The HOW and WHY of Exploiting Internal Linkages to Reduce Costs and Increase Value, page 587
- 11.2 The HOW and WHY of Activity-Based Supplier Costing, page 591
- 11.3 The HOW and WHY of Activity-Based Customer Costing, page 594
- 11.4 The HOW and WHY of Activity-Based Life-Cycle Cost Reduction, page 600
- 11.5 The HOW and WHY of Backflush Costing, page 611

Cornerstones for Chapter 12

- 12.1 The HOW and WHY of Value- and Non-Value-Added Cost Reporting, page 651
- 12.2 The HOW and WHY of Non-Value-Added Cost Trend Reporting, page 652
- 12.3 The HOW and WHY of Kaizen Costing, page 655
- 12.4 The HOW and WHY of Activity-Based Flexible Budgeting, page 659
- 12.5 The HOW and WHY of Activity Capacity Management, page 661

Cornerstones for Chapter 13

- 13.1 The HOW and WHY of Calculating Cycle Time and Velocity, page 702
- 13.2 The HOW and WHY of Calculating Manufacturing Cycle Efficiency (MCE), page 703
- 13.3 The HOW and WHY of Strategy Mapping, page 708

Cornerstones for Chapter 14

- 14.1 The HOW and WHY of Preparing a Quality Cost Report, page 733
- 14.2 The HOW and WHY of Preparing Interim Quality Performance Reports, page 742
- 14.3 The HOW and WHY of Multiple-Period Quality Trend Reporting, page 744
- 14.4 The HOW and WHY of Long-Range Quality Performance Reporting, page 747
- 14.5 The HOW and WHY of an Environmental Cost Report, page 753
- 14.6 The HOW and WHY of Activity-Based Environmental Cost Assignments, page 758

Cornerstones for Chapter 15

- 15.1 The HOW and WHY of Cellular Manufacturing, page 795
- 15.2 The HOW and WHY of Value-Stream Product Costing, page 801
- 15.3 The HOW and WHY of Profile Productivity Measurement, page 809
- 15.4 The HOW and WHY of Profit-Linked Productivity Measurement, page 812

Cornerstones for Chapter 16

- 16.1 The HOW and WHY of Basic Cost Calculations and the Contribution-Margin-Based Income Statement, page 837
- 16.2 The HOW and WHY of Calculating the Units Needed to Break Even and to Achieve a Target Profit, page 839

- 16.3 The HOW and WHY of Calculating Revenue for Break-Even and for a Target Profit, page 843
- 16.4 The HOW and WHY of Calculating the Number of Units to Generate an After-Tax Target Profit, page 845
- 16.5 The HOW and WHY of Calculating the Break-Even Number of Units in a Multiproduct Firm, page 849
- 16.6 The HOW and WHY of Calculating Margin of Safety, page 858
- 16.7 The HOW and WHY of Calculating Degree of Operating Leverage and Percent Change in Profit, page 860

Cornerstones for Chapter 17

- 17.1 The HOW and WHY of Structuring a Make-or-Buy Decision, page 901
- 17.2 The HOW and WHY of Structuring a Keep-or-Drop Product Line Decision, page 905
- 17.3 The HOW and WHY of Structuring a Special-Order Decision, page 908
- 17.4 The HOW and WHY of Structuring a Sell at Split-Off or Process Further Decision, page 911

Cornerstones for Chapter 18

- 18.1 The HOW and WHY of Calculating a Markup on Cost, page 938
- 18.2 The HOW and WHY of Calculating Cost and Profit by Customer Class, page 944
- 18.3 The HOW and WHY of Calculating Inventory Cost and Preparing the Income Statement Using Absorption Costing, page 948
- 18.4 The HOW and WHY of Calculating Inventory Cost and Preparing the Income Statement Using Variable Costing, page 951
- 18.5 The HOW and WHY of Calculating the Sales Price Variance, the Sales Volume Variance, and the Overall Sales Variance, page 958

- 18.6 The HOW and WHY of Calculating the Contribution Margin Variance, page 959
- 18.7 The HOW and WHY of Calculating the Contribution Margin Volume Variance, page 961
- 18.8 The HOW and WHY of Calculating the Sales Mix Variance, page 962
- 18.9 The HOW and WHY of Calculating the Market Share Variance and the Market Size Variance, page 964

Cornerstones for Chapter 19

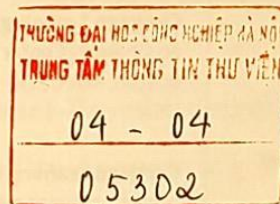
- 19.1 The HOW and WHY of Calculating the Payback Period, page 999
- 19.2 The HOW and WHY of Calculating the Accounting Rate of Return, page 1002
- 19.3 The HOW and WHY of Analyzing NPV, page 1003
- 19.4 The HOW and WHY of Calculating the Internal Rate of Return, page 1005
- 19.5 The HOW and WHY of Determining NPV and IRR for Mutually Exclusive Projects, page 1009
- 19.6 The HOW and WHY of Calculating After-Tax Cash Flows, page 1013

Cornerstones for Chapter 20

- 20.1 The HOW and WHY of Calculating the EOQ, page 1048
- 20.2 The HOW and WHY of Reordering, page 1050
- 20.3 The HOW and WHY of Solving Constrained Optimization Problems with One Internal Constraint, page 1062
- 20.4 The HOW and WHY of Solving Linear Programming Problems with Two Variables, page 1064
- 20.5 The HOW and WHY of a Drum-Buffer-Rope System, page 1070

FOURTH EDITION

CORNERSTONES OF COST MANAGEMENT




Don R. Hansen

Professor Emeritus of Accounting, Oklahoma State University

Maryanne M. Mowen

Professor of Accounting, Oklahoma State University



Australia • Brazil • Japan • Korea • Mexico • Singapore • Spain • United Kingdom • United States

**Cornerstones of Cost Management,
Fourth Edition****Don R. Hansen, Maryanne M. Mowen**

Sr. Vice President, General Manager, Social
Science, Business, and Humanities:
Erin Joyner

Executive Product Director: Mike Schenk

Product Manager: Matt Filimonov

Associate Content Developer: Brian Pierce

Product Assistant: Aiyana Moore

Marketing Director: Natalie King

Marketing Manager: Emily McLellan

Marketing Coordinator: Hillary Johns

Art and Cover Direction, Production
Management, and Composition: Cenveo
Publisher Services

Intellectual Property

Analyst: Brittani Morgan

Project Manager: Carly Belcher

Manufacturing Planner: Doug Wilke

Cover Image(s): Ultrashock/Shutterstock.com

© 2018, 2015 Cengage Learning

ALL RIGHTS RESERVED. No part of this work covered by the copyright herein may be reproduced or distributed in any form or by any means, except as permitted by U.S. copyright law, without the prior written permission of the copyright owner.

For product information and technology assistance, contact us at
Cengage Learning Customer & Sales Support, 1-800-354-9706

For permission to use material from this text or product,
submit all requests online at **www.cengage.com/permissions**

Further permissions questions can be emailed to
permissionrequest@cengage.com

Library of Congress Control Number: 2016958545

ISBN 13: 978-1-305-97066-3

Cengage Learning

20 Channel Center Street
Boston, MA 02210
USA

Cengage Learning is a leading provider of customized learning solutions with employees residing in nearly 40 different countries and sales in more than 125 countries around the world. Find your local representative at:
www.cengage.com

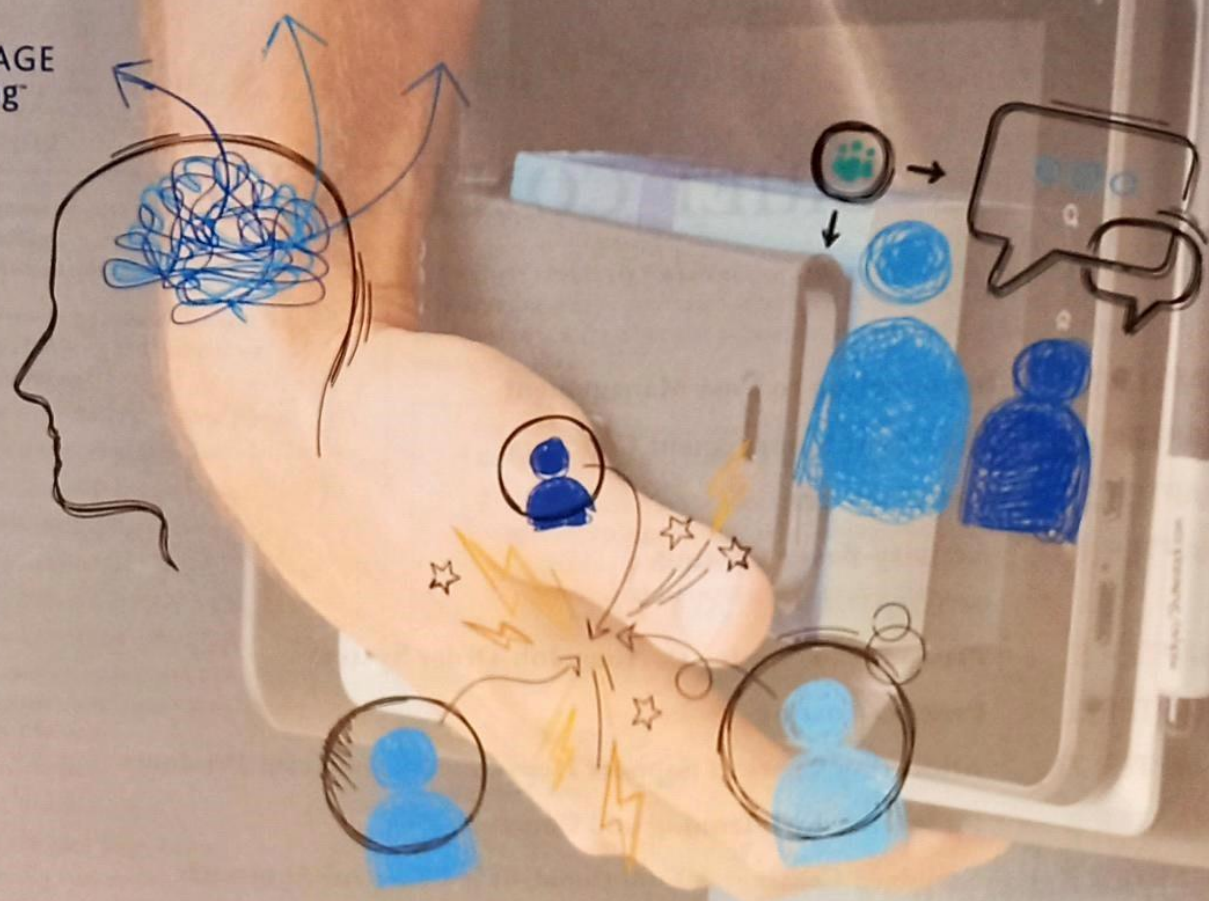
Cengage Learning products are represented in Canada by
Nelson Education, Ltd.

To learn more about Cengage Learning Solutions, visit **www.cengage.com**
Purchase any of our products at your local college store or at our preferred
online store **www.cengagebrain.com**

BRIEF CONTENTS

CHAPTER 1	Introduction to Cost Management	1
CHAPTER 2	Basic Cost Management Concepts	26
CHAPTER 3	Cost Behavior	76
CHAPTER 4	Activity-Based Costing	142
	INTEGRATIVE EXERCISES 207	
CHAPTER 5	Product and Service Costing: Job-Order System	211
CHAPTER 6	Process Costing	262
CHAPTER 7	Allocating Costs of Support Departments and Joint Products	320
CHAPTER 8	Budgeting for Planning and Control	383
CHAPTER 9	Standard Costing: A Functional-Based Control Approach	453
CHAPTER 10	Decentralization: Responsibility Accounting, Performance Evaluation, and Transfer Pricing	514
	INTEGRATIVE EXERCISES 574	
CHAPTER 11	Strategic Cost Management	579
CHAPTER 12	Activity-Based Management	643
CHAPTER 13	The Balanced Scorecard: Strategic-Based Control	691
CHAPTER 14	Quality and Environmental Cost Management	726
CHAPTER 15	Lean Accounting and Productivity Measurement	789
	INTEGRATIVE EXERCISES 830	
CHAPTER 16	Cost-Volume-Profit Analysis	834
CHAPTER 17	Activity Resource Usage Model and Tactical Decision Making	890
CHAPTER 18	Pricing and Profitability Analysis	935
CHAPTER 19	Capital Investment	997
CHAPTER 20	Inventory Management: Economic Order Quantity, JIT, and the Theory of Constraints	1045
	INTEGRATIVE EXERCISES 1088	
	Glossary	1091
	Check Figures	1103
	Index	1107





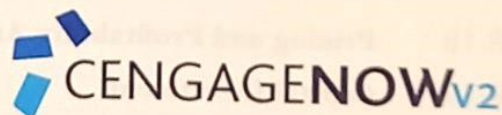
Close the Gap

Between Homework and Exam Performance

with CengageNOWv2

We've talked with hundreds of accounting instructors across the country and we are learning that online homework systems have created a new challenge in the accounting course.

We are hearing that students perform well on the homework but poorly on the exam, which leads instructors to believe that students are not truly learning the content, rather memorizing their way through the system.



CengageNOWv2 better prepares students for the exam by providing an online homework experience that is similar to what students will experience on the exam and in the real-world.

Read on to see how CengageNOWv2 helps close this gap.


From Motivation to Mastery

MOTIVATION:

Engage students and better prepare them for class.

Adaptive Study Plan

The Adaptive Study Plan is an assignable/gradable study center that adapts to each student's unique needs and provides a remediation pathway to keep students progressing.



APPLICATION:

Help students apply accounting concepts.


Excel Templates are problems focused on showing students how to apply concepts within the text to the real world.

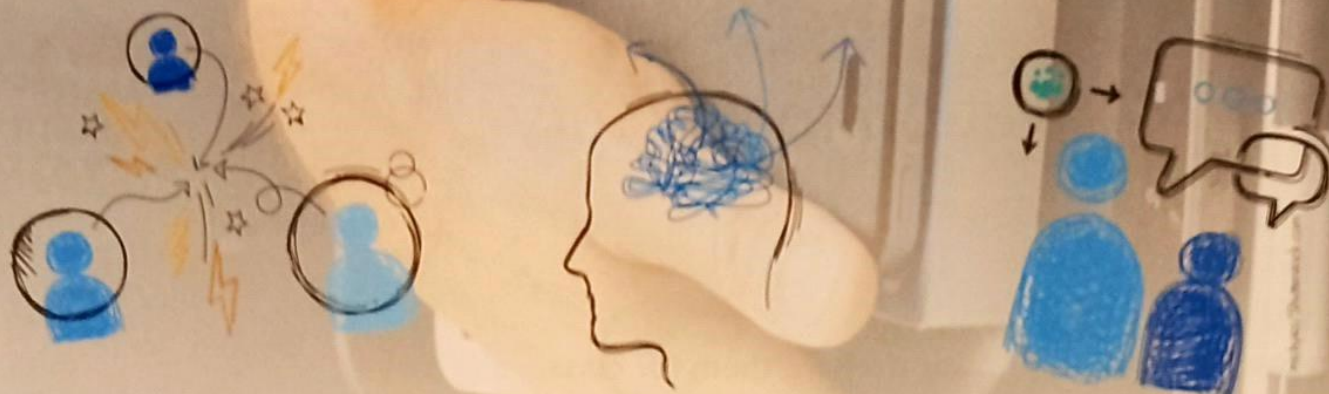


MASTERY:

Teach students to go beyond memorization to true understanding.

Mastery Problems are teaching problems that cover the primary learning objectives and help students understand the fundamental accounting concepts and their associated building blocks - not just memorizing the formulas.





And that's not all...

You might also want to learn about the MindTap eReader, our LMS integration options, and more.

MindTap eReader

The MindTap eReader is the most robust digital reading experience available.

- Fully optimized for the iPad.
- Note-taking, highlighting, and more.
- Embedded digital media such as the Warren/Reeve/Duchac Dynamic Exhibits.

The MindTap eReader also features ReadSpeaker®, an online text-to-speech application that vocalizes, or "speechenables," online educational content.

LMS Integration

CengageNOWv2 can be seamlessly integrated with most Learning Management Systems. Adopters will enjoy:

- **A Seamless User Experience** — Access your Cengage resources seamlessly using only your LMS login credentials.
- **Simplified Registration Process** — Get students up and running faster!
- **Content Customization and Deep Linking** — Use our Content Selector to create a unique learning path for students that blends your content with Cengage Learning activities, eText and more within your LMS course.
- **Automatic Grade Synchronization*** — Need to have your course grades recorded in your LMS gradebook? No problem. Simply select the activities you want synched and grades will automatically be recorded in your LMS gradebook.

* Grade synchronization is currently available with Blackboard, Brightspace (powered by D2L), Angel 8 and Canvas.

ADA Accessibility

Cengage Learning is committed to making its educational materials accessible to users of all abilities. We are steadily working to increase accessibility and create a full spectrum of usable tools, features and choices that are accessible for users of all abilities. All new Cengage Learning products and services are designed with accessibility in mind.

- With the latest release of CengageNOWv2:
 - Images and graphics have been converted to HTML tables so that they can be read by screen readers.
 - The assignment experience now offers proper heading structure to support easy navigation with assistive technology.
- CengageNOW solutions offer high contrast and well-structured HTML, which helps support screen reader interactivity.
- All videos are created with closed captioning and transcripts available for download.
- The MindTap eReader is HTML-based and compatible with most screen reading assistive software. The eReader supports browser settings for high-contrast narrative text, variable font sizes, and multiple foreground and background color options.

For more information on accessibility, please visit www.cengage.com/accessibility.

IPAD Tablet Compatibility

CengageNOWv2 is fully compatible with the IPAD and other tablet devices.

CONTENTS

CHAPTER 1

Introduction to Cost Management 1

Financial Accounting versus Cost Management:

A Systems Framework 1

Financial Accounting Information System 2

The Cost Management Information System 2

Different Systems for Different Purposes 3

Factors Affecting Cost Management 4

Global Competition 4

Growth of the Service Industry 4

Advances in Information Technology 5

Advances in the Manufacturing Environment 6

Theory of Constraints 6

Just-in-Time Manufacturing 6

Lean Manufacturing 7

Computer-Integrated Manufacturing 7

Customer Orientation 7

New Product Development 8

Sustainable Development 8

Total Quality Management 9

Time as a Competitive Element 9

Efficiency 10

The Role of the Management Accountant 10

Line and Staff Positions 10

The Controller 11

The Treasurer 11

Information for Planning, Controlling, Continuous

Improvement, and Decision Making 12

Planning 12

Controlling 12

Continuous Improvement 13

Decision Making 13

Accounting and Ethical Conduct 13

Benefits of Ethical Behavior 13

Standards of Ethical Conduct for Management Accountants 14

Certification 14

The Certificate in Management Accounting 16

The Certificate in Public Accounting 16

The Certificate in Internal Auditing 16

CHAPTER 2

Basic Cost Management Concepts 26

A Systems Framework 27

Accounting Information Systems 27

Financial Accounting Information System 29

The Cost Management Information System 29

Relationship to Other Operational Systems and Functions 31

Different Systems for Different Purposes 32

Cost Assignment: Direct Tracing, Driver Tracing, and Allocation 33

Cost Objects 33

Accuracy of Cost Assignments 34

Traceability 34

Methods of Tracing 35

Assigning Indirect Costs 35

Cost Assignment Summarized 35

Product and Service Costs 36

Different Costs for Different Purposes 38

Product Costs and External Financial Reporting 38

Direct Materials 39

Direct Labor 39

Overhead 39

Prime and Conversion Costs 40

Nonproduction Costs 42

External Financial Statements 43

Income Statement: Manufacturing Firm 43

Cost of Goods Manufactured 43

Cost of Goods Sold 45

Income Statement: Service Organization 48

Traditional and Activity-Based Cost Management Systems 48

Traditional Cost Management Systems: A Brief Overview 49

Traditional Cost Accounting 49

Traditional Cost Control 49

Activity-Based Cost Management Systems: A Brief

Overview 49

Activity-Based Cost Accounting 50

Activity-Based Cost Control 50

Choice of a Cost Management System 52

CHAPTER 3

Cost Behavior 76

Basics of Cost Behavior 77

Cost Objects 77

Measures of Output 77

Fixed Costs 78

Variable Costs 79

Linearity Assumption 81

Mixed Costs 81

Time Horizon	83	Illustrative Example	160
Resources, Activities, and Cost Behavior	84	Activity Dictionary	161
Flexible Resources	84	Assigning Costs to Activities	161
Committed Resources	85	Cost Objects and Bills of Activities	163
Implications for Control and Decision Making	86	Activity Rates and Product Costing	166
Step-Cost Behavior	86	Classifying Activities	166
Step-Variable Costs	86	Reducing the Size and Complexity of an ABC System	167
Step-Fixed Costs	86	Before-the-Fact Simplification: TDABC	167
Activities and Mixed Cost Behavior	89	Model Updating	169
What the Accounting Records Reveal	89	Measuring Unused Capacity	169
Need for Cost Separation	89	Time Equations	170
Methods of Determining Cost Behavior	89	Duration-Based Costing (DBC)	170
Quantitative Methods for Separating Mixed Costs		After-the-Fact Simplification	173
into Fixed and Variable Components	92	Approximately Relevant ABC Systems	174
The High-Low Method	94	Equally Accurate Reduced ABC Systems	176
Scatterplot Method	95		
The Method of Least Squares	98	INTEGRATIVE EXERCISES	207
Using Regression Programs	100		
Reliability of Cost Formulas	103	CHAPTER 5	
Hypothesis Test of Parameters	103	Product and Service Costing:	
Goodness of Fit Measures	103	Job-Order System	211
Coefficient of Correlation	104		
Standard Errors	104	Characteristics of the Production Process	211
Multiple Regression	106	Manufacturing Firms versus Service Firms	212
The Learning Curve and Nonlinear Cost Behavior	109	Unique versus Standardized Products and Services	215
Cumulative Average-Time Learning Curve	110	Setting Up the Cost Accounting System	216
Incremental Unit-Time Learning Curve	114	Cost Accumulation	216
Managerial Judgment	114	Cost Measurement	217
		Actual versus Normal Costing	218
		Cost Assignment	218
		Importance of Unit Costs to Manufacturing Firms	219
		Importance of Unit Costs to Nonmanufacturing Firms	219
		Production of Unit Cost Information	219
		Choosing the Activity Level	221
CHAPTER 4		The Job-Order Costing System: General Description	222
Activity-Based Costing	142	Overview of the Job-Order Costing System	222
		Materials Requisitions	223
Unit-Level Product Costing	143	Job Time Tickets	224
Overhead Assignment: Plantwide Rates	144	Overhead Application	225
Calculation and Disposition of Overhead Variances	146	Unit Cost Calculation	225
Overhead Application: Departmental Rates	146	Job-Order Costing: Specific Cost Flow Description	227
Limitations of Plantwide and Departmental Rates	150	Accounting for Direct Materials	227
Non-Unit-Related Overhead Costs	150	Accounting for Direct Labor Cost	228
Product Diversity	150	Accounting for Overhead	229
The Failure of Unit-Based Overhead Rates	151	Accounting for Overhead Application	229
Unit Cost Computation: Plantwide and Departmental		Accounting for Actual Overhead Costs	229
Overhead Rates	152	Accounting for Finished Goods Inventory	231
Problems with Costing Accuracy	152	Accounting for Cost of Goods Sold	233
Activity Rates: A Better Approach	154	Accounting for Nonmanufacturing Costs	233
Comparison of Different Product-Costing Methods	156	Job-Order Costing with Activity-Based Costing	237
ABC Users	157	Accounting for Spoiled Units in a Traditional	
Activity-Based Costing System	157	Job-Order Costing System	239
Activity Identification, Definition, and Classification	158		
Activity Definition	159		
Activity Classification	159		
Gathering the Necessary Data	160		

CHAPTER 6**Process Costing 262**

Basic Operational and Cost Concepts	262
<i>Cost Flows</i>	263
<i>The Production Report</i>	266
<i>Unit Costs</i>	267
Process Costing with No Work-In-Process Inventories	267
<i>Service Organizations</i>	268
<i>JIT Manufacturing Firms</i>	269
<i>The Role of Activity-Based Costing</i>	269
Process Costing with Ending Work-In-Process Inventories	269
<i>Physical Flow and Equivalent Units</i>	270
<i>Calculating Unit Costs, Assigning Costs to Inventories, and Reconciliation</i>	272
<i>The Five Steps of the Production Report</i>	273
<i>Nonuniform Application of Productive Inputs</i>	275
<i>Beginning Work-in-Process Inventories</i>	277
FIFO Costing Method	278
<i>Step 4 of FIFO Revisited</i>	281
<i>Production Report and Journal Entries</i>	281
Weighted Average Costing Method	283
<i>Production Report</i>	286
<i>FIFO Compared with Weighted Average</i>	286
Treatment of Transferred-In Goods	288
<i>Step 1: Physical Flow Schedule</i>	289
<i>Step 2: Calculation of Equivalent Units</i>	290
<i>Step 3: Computation of Unit Costs</i>	290
<i>Step 4: Valuation of Inventories</i>	290
Operation Costing	290
<i>Basics of Operation Costing</i>	292
<i>Operation Costing Example</i>	293

CHAPTER 7**Allocating Costs of Support Departments and Joint Products 320**

An Overview of Cost Allocation	320
<i>Types of Departments</i>	321
<i>Types of Allocation Bases</i>	323
<i>Objectives of Allocation</i>	324
Allocating One Department's Costs to Other Departments	326
<i>A Single Charging Rate</i>	326
<i>Multiple Charging Rates</i>	328
<i>Developing a Variable Rate</i>	328
<i>Developing a Fixed Rate</i>	328
<i>Total Allocation</i>	330
<i>Budgeted versus Actual Usage</i>	331
<i>Fixed versus Variable Bases: A Note of Caution</i>	332

Choosing a Support Department Cost Allocation Method 334

<i>Direct Method of Allocation</i>	335
<i>Sequential Method of Allocation</i>	337
<i>Reciprocal Method of Allocation</i>	340
<i>Total Cost of Support Departments</i>	340
<i>Comparison of the Three Methods</i>	343
Departmental Overhead Rates and Product Costing	344
<i>Support Department Cost Allocation Benefits</i>	345
Accounting for Joint Production Processes	346
<i>Cost Separability and the Need for Allocation</i>	347
<i>Accounting for Joint Product Costs</i>	348
<i>Physical Units Method</i>	348
<i>Weighted Average Method</i>	350
<i>Allocation Based on Relative Market Value</i>	352
<i>Sales-Value-at-Split-Off Method</i>	352
<i>Net Realizable Value Method</i>	354
<i>Constant Gross Margin Percentage Method</i>	356
<i>Accounting for By-Products</i>	358
<i>Treatment of the By-Product as Other Revenue</i>	359
<i>Treatment of the By-Product as a Reduction in the Cost of the Main Products</i>	359
<i>Ethical Implications of Cost Allocation</i>	359

CHAPTER 8**Budgeting for Planning and Control 383**

The Role of Budgeting in Planning and Control	383
<i>Purposes of Budgeting</i>	384
<i>The Budgeting Process</i>	385
<i>Directing and Coordinating</i>	385
<i>Types of Budgets</i>	385
<i>Gathering Information for Budgeting</i>	387
<i>Forecasting Sales</i>	387
<i>Forecasting Other Variables</i>	388
Preparing the Operating Budget	389
<i>Sales Budget</i>	389
<i>Production Budget</i>	389
<i>Direct Materials Purchases Budget</i>	392
<i>Direct Labor Budget</i>	394
<i>Overhead Budget</i>	396
<i>Ending Finished Goods Inventory Budget</i>	396
<i>Cost of Goods Sold Budget</i>	398
<i>Marketing Expense Budget</i>	399
<i>Administrative Expense Budget</i>	400
<i>Additional Operating Budgets</i>	400
<i>Budgeted Income Statement</i>	402
<i>Operating Budgets for Merchandising and Service Firms</i>	403
Preparing the Financial Budget	404
<i>The Cash Budget</i>	404
<i>Components of the Cash Budget</i>	404

<i>Budgeted Balance Sheet</i>	409	<i>Calculating the Variable Overhead Spending Variance and Variable Overhead Efficiency Variance</i>	474
<i>Shortcomings of the Traditional Master Budget Process</i>	410	<i>Interpreting the Variable Overhead Variances</i>	476
<i>Departmental Orientation</i>	410	<i>Interpreting the Variable Overhead Spending Variance</i>	476
<i>Static Rather than Dynamic Budgets</i>	411	<i>Interpreting the Variable Overhead Efficiency Variance</i>	478
<i>Results Orientation</i>	412	<i>Four-Variance Analysis: The Two Fixed Overhead Variances</i>	479
Flexible Budgets for Planning and Control	412	<i>Calculating the Fixed Overhead Spending Variance and Fixed Overhead Volume Variance</i>	479
<i>Static Budgets versus Flexible Budgets</i>	413	<i>Interpreting the Fixed Overhead Variances</i>	481
<i>Static Budgets</i>	413	<i>Interpreting the Fixed Overhead Spending Variance</i>	481
<i>Flexible Budgets</i>	414	<i>Interpreting the Fixed Overhead Volume Variance</i>	481
Activity-Based Budgets	418	<i>Accounting for Overhead Variances</i>	482
The Behavioral Dimension of Budgeting	422	<i>Two- and Three-Variance Analysis Methods</i>	483
<i>Characteristics of a Good Budgetary System</i>	422	<i>Two-Variance Analysis</i>	483
<i>Frequent Feedback on Performance</i>	423	<i>Three-Variance Analysis</i>	484
<i>Monetary and Nonmonetary Incentives</i>	423	Mix and Yield Variances: Materials and Labor	484
<i>Participative Budgeting</i>	423	<i>Direct Materials Mix Variance</i>	485
<i>Realistic Standards</i>	424	<i>Direct Materials Yield Variance</i>	487
<i>Controllability of Costs</i>	425	<i>Direct Labor Mix and Yield Variances</i>	488
<i>Multiple Measures of Performance</i>	426	<i>Direct Labor Mix Variance</i>	489
		<i>Direct Labor Yield Variance</i>	489
 CHAPTER 9		 CHAPTER 10	
Standard Costing: A Functional-Based Control Approach	453	Decentralization: Responsibility Accounting, Performance Evaluation, and Transfer Pricing	514
<i>Developing Unit Input Standards</i>	454	Responsibility Accounting	514
<i>Establishing Standards</i>	454	<i>Types of Responsibility Centers</i>	515
<i>Kaizen Standards</i>	454	<i>The Role of Information and Accountability</i>	515
<i>Standards and Activity-Based Costing</i>	455	Decentralization	516
<i>Usage of Standard Costing Systems</i>	455	<i>Reasons for Decentralization</i>	516
<i>Cost Management</i>	455	<i>Better Access to Local Information</i>	517
<i>Planning and Control</i>	455	<i>Cognitive Limitations</i>	517
<i>Decision Making and Product Costing</i>	455	<i>More Timely Response</i>	517
Standard Cost Sheets	457	<i>Focusing of Central Management</i>	518
Variance Analysis and Accounting: Direct Materials and Direct Labor	459	<i>Training and Evaluation of Segment Managers</i>	518
<i>Calculating the Direct Materials Price Variance and Direct Materials Usage Variance</i>	459	<i>Motivation of Segment Managers</i>	518
<i>Timing of the Price Variance Computation</i>	462	<i>Enhanced Competition</i>	518
<i>Timing of the Direct Materials Usage Variance Computation</i>	463	<i>The Units of Decentralization</i>	519
<i>Accounting for Direct Materials Price and Usage Variances</i>	464	Measuring the Performance of Investment Centers	520
<i>Calculating Direct Labor Variances</i>	464	<i>Return on Investment</i>	521
<i>Direct Labor Rate and Efficiency Variances: Formula Approach</i>	466	<i>Margin and Turnover</i>	523
<i>Accounting for the Direct Labor Rate and Efficiency Variances</i>	467	<i>Advantages of the ROI Measure</i>	524
<i>Investigating Direct Materials and Labor Variances</i>	467	<i>Disadvantages of the ROI Measure</i>	525
<i>Responsibility for the Direct Materials Variances</i>	469	<i>Residual Income</i>	526
<i>Responsibility for the Direct Labor Variances</i>	470	<i>Advantages of Residual Income</i>	527
<i>Disposition of Direct Materials and Direct Labor Variances</i>	470	<i>Disadvantages of Residual Income</i>	528
Variance Analysis: Overhead Costs	472	<i>Economic Value Added</i>	528
<i>Four-Variance Method for Calculating Overhead Variances</i>	473	<i>Calculating EVA</i>	529
		<i>Behavioral Aspects of EVA</i>	531
		<i>Multiple Measures of Performance</i>	532

Measuring and Rewarding the Performance of Managers	533	<i>Production Viewpoint</i>	596
<i>Incentive Pay for Managers—Encouraging Goal Congruence</i>	534	<i>Consumable Life-Cycle Viewpoint</i>	597
<i>Managerial Rewards</i>	534	<i>Interactive Viewpoint</i>	597
<i>Cash Compensation</i>	534	<i>Relationships among Life-Cycle Viewpoints</i>	597
<i>Stock-Based Compensation</i>	535	<i>Revenue Enhancement</i>	599
<i>Issues to Consider in Structuring Income-Based Compensation</i>	535	<i>Cost Reduction</i>	599
<i>Noncash Compensation</i>	536	<i>Role of Target Costing</i>	601
<i>Measuring Performance in the Multinational Firm</i>	536	<i>Supplier and Firm Interaction</i>	603
<i>Comparison of Divisional ROI</i>	537	<i>Short Life Cycles</i>	603
<i>Multiple Measures of Performance</i>	538	Just-in-Time (JIT) Manufacturing and Purchasing	603
Transfer Pricing	538	<i>Inventory Effects</i>	604
<i>The Impact of Transfer Pricing on Income</i>	538	<i>Plant Layout</i>	605
Setting Transfer Prices	539	<i>Grouping of Employees</i>	606
<i>Market Price</i>	540	<i>Employee Empowerment</i>	607
<i>Negotiated Transfer Prices</i>	541	<i>Total Quality Control</i>	607
<i>Example 1: Avoidable Distribution Costs</i>	541	JIT and Its Effect on the Cost Management System	608
<i>Example 2: Excess Capacity</i>	542	<i>Traceability of Overhead Costs</i>	608
<i>Disadvantages of Negotiated Transfer Prices</i>	543	<i>Product Costing</i>	609
<i>Advantages of Negotiated Transfer Prices</i>	545	<i>JIT's Effect on Job-Order and Process-Costing Systems</i>	610
<i>Cost-Based Transfer Prices</i>	546	<i>Backflush Costing</i>	610
<i>Full-Cost Transfer Pricing</i>	546	<i>Variations 1 and 2</i>	610
<i>Full Cost Plus Markup</i>	547	<i>Variations 3 and 4</i>	611
<i>Variable Cost Plus Fixed Fee</i>	547		
<i>Propriety of Use</i>	547		
<i>Transfer Pricing and the Multinational Firm</i>	548		
INTEGRATIVE EXERCISES	574		
		CHAPTER 12	
CHAPTER 11		Activity-Based Management	643
Strategic Cost Management	579		
Strategic Cost Management: Basic Concepts	580	The Relationship of Activity-Based Costing and Activity-Based Management	644
<i>Strategic Positioning: The Key to Creating and Sustaining a Competitive Advantage</i>	580	Process Value Analysis	645
<i>Cost Leadership</i>	581	<i>Driver Analysis: Defining Root Causes</i>	645
<i>Differentiation</i>	581	<i>Activity Analysis: Identifying and Assessing Value Content</i>	645
<i>Focusing</i>	581	<i>Value-Added Activities</i>	646
<i>Strategic Positioning</i>	581	<i>Non-Value-Added Activities</i>	646
<i>Value-Chain Framework, Linkages, and Activities</i>	582	<i>Examples of Non-Value-Added Activities</i>	647
<i>Organizational Activities and Cost Drivers</i>	584	<i>Cost Reduction through Activity Management</i>	648
<i>Operational Activities and Drivers</i>	585	<i>Assessing Activity Performance</i>	649
Value-Chain Analysis	586	Financial Measures of Activity Efficiency	649
<i>Exploiting Internal Linkages</i>	586	<i>Reporting Value- and Non-Value-Added Costs</i>	649
<i>Exploiting Supplier Linkages</i>	589	<i>Trend Reporting of Non-Value-Added Costs</i>	652
<i>Managing Procurement Costs Using Activity-Based Costing</i>	590	<i>Drivers and Behavioral Effects</i>	653
<i>Exploiting Customer Linkages</i>	592	<i>The Role of Kaizen Standards</i>	654
<i>Managing Customer Costs</i>	593	<i>Benchmarking</i>	656
Life-Cycle Cost Management	595	<i>Internal Benchmarking</i>	656
<i>Product Life-Cycle Viewpoints</i>	595	<i>External Benchmarking</i>	657
<i>Marketing Viewpoint</i>	596	<i>Activity Flexible Budgeting</i>	657
		<i>Activity Capacity Management</i>	660
		<i>Capacity Variances</i>	661
		Implementing Activity-Based Management	663
		<i>Discussion of the ABM Implementation Model</i>	663
		<i>Systems Planning</i>	663
		<i>Activity Identification, Definition, and Classification</i>	665
		<i>Why ABM Implementations Fail</i>	665